






Qty	Resource	Working Envelope (mm)	Product Type	Image
CNC MACHINING/MILLING				
1	Brother M200x3 with BV7-870 Speedio Loading System	200 x 200	Robotic Loading for Fast Cycle Times High Precision turn/mill volume & surface finished parts [blocks, brackets & mounting plates]	
1	Mikron HPM 450U 5 axis & jig boring 7 Pallet Loading System	450 x 450 x 450	High Precision volume & surface finished parts	
1	Mikron Mill E500U 5 axis & jig boring 7 Pallet Loading System	500 x 450 x 400	High Precision volume & surface finished parts	
1	Mazak Horizontal 4 axis Milling Centre with Probing Twin Pallet	1020 x 610 x 570	High Precision volume machined parts	
2	CNC Hardinge XR1000 4 axis with Probing	1020 x 610 x 570	Simple to Medium complexity	
1	CNC Bridgeport VMC760 4 axis with Probing	800 x 511 x 490	Simple to Medium complexity	
CNC TURNING				
1	Victor V Turn 40 Lathe	550 x 550 x 2100	Heavy duty machining, high accuracy & quality surface finish to 2-3 microns depending on length of product [eg TURRETS]	
1	Star SR 32J Sliding Head	3mm to 32mm	Fast Cycle Times Repeat Turn/Mill parts Qty 50 -5000 [PINS,SCREWS,WASHERS,NUTS,BOLTS]	
1	Star SR 20 RIV Sliding Head	25 x 25	Fast Cycle Times Repeat Turn/Mill parts Qty 50 -5000 [PINS,SCREWS,WASHERS,NUTS,BOLTS]	
1	Star SW-12RII Sliding Head	13 x 13	Fast Cycle Times Repeat Turn/Mill parts Qty 50 -5000 [PINS,SCREWS,WASHERS,NUTS,BOLTS]	

CNC TURNING (continued)				
1	Nakamura WY-250 Twin Spindle Twin Turret	65 x 65	Shafts, bolts & precision parts 20 microns [PINS,SCREWS,WASHERS,NUTS,BOLTS] [copper fittings for power gen]	
1	Nakamura NTJ100 Twin Spindle Twin Turret Full B axis Swivel 190 degrees	52 x 52	Shafts, bolts & precision parts 20 microns [PINS,SCREWS,WASHERS,NUTS,BOLTS] [copper fittings for power gen]	
1	Doosan Puma 3100	250 x 60	Blanks & Shafts [DISK PACK VALVE CONTROLLERS]	
2	Emag VL5 Auto Feed	200 x 200 x 150	Blanks, castings [eg HI-FI FACIAS]	
Qty	Resource	Working Envelope (mm)	Product Type	Image
TOOL ROOM				
1	Grinding Surface Table	600 x 300	Surface Grinding	
1	Cylindrical Grinding	250 x 680	Cylindrical Grinding	
1	Dedtru Centreless Grinding & Profile Grinding		Centreless Grinding & Profile Grinding	
	Slotting / Honing		Slotting / Honing	
Qty	Resource	Working Envelope (mm)	Product Usage/Type	Image
INSPECTION				
1	Mitutoyo CMM including SP25 scanning probes Mitutoyo Geo Cat 1000 3D inspection software	1000 x 800 x 800	CMM Inspection	
1	Mitutoyo Roundness Testing Machine		Roundness Testing	
1	Mitutoyo Surface Measuring		CMM Inspection	
1	Tesa Height Gauges		Height Gauges	
1	Hardness Rockwell Tester		Hardness Testing	
1	Optical Profile Projector		Optical Comparitor	
1	Vibro & Roll Etching Tools		Part Marking	
1	Fibre-optic bore scopes		Optical Comparitor	
1	Surface thickness measuring		Surface Thickness Measuring	
1	Sylvac Scan Optical Measuring Machine		Optical Scanning	
1	Tool Setting Optical Scope		Tool Setting	